

## School of Engineering and Technology Ansal University, Gurugram

### General Instructions to the candidates for appearing in end-term exam (MCQ Type)

Subsequent to the earlier communication about conduct of examination through online system, we are writing this email to explain the detailed procedure for the same. However, before this, please ensure the following: -

1. You are able to login into the Digital Learning system using the following link <https://www.tcsion.com/LX/login#lx>

You can also access the platform using mTop App (however, you should preferably use desktop or laptop)

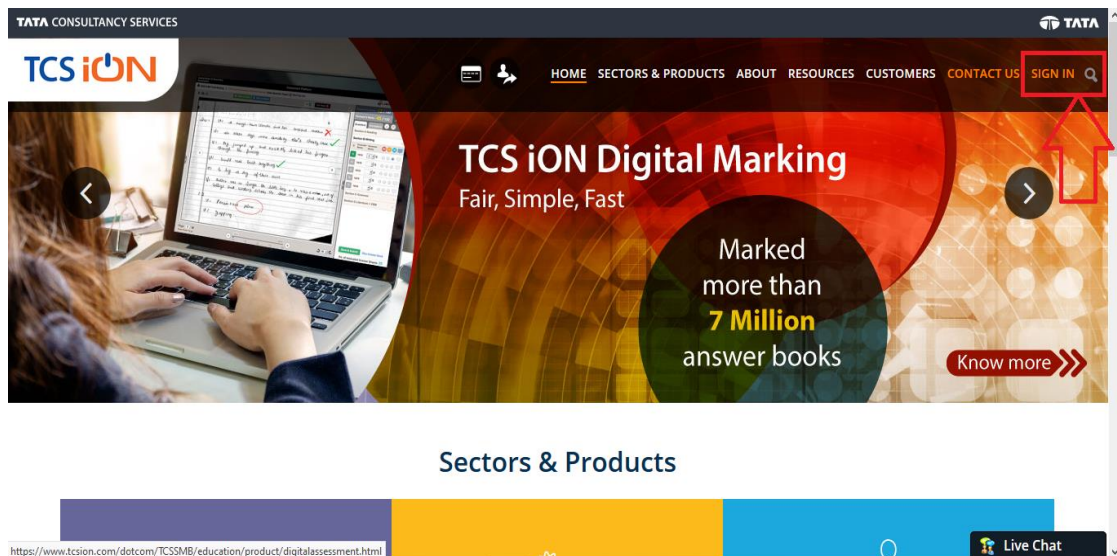
2. All your courses are appearing after logging in.

3. You are able to see the content of each course.

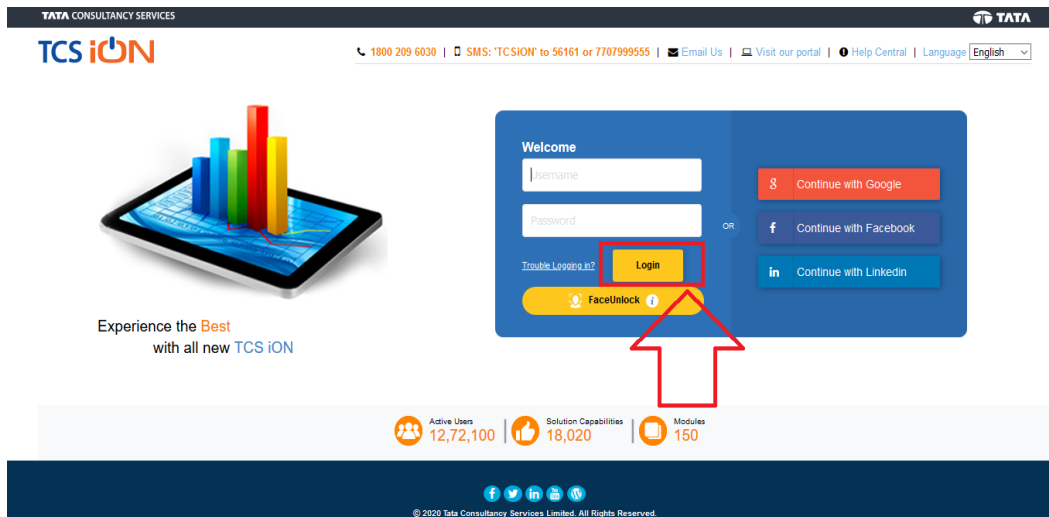
In case, you have difficulty in any of the above, please contact us immediately. It will not be possible to entertain any complaints after **today** as the IT/ERP team needs at-least one day to resolve the issue. Please be informed that in case you fail to give the exam now, you will miss out on the marks for end-term exams.

The procedure to give the exam is as follows

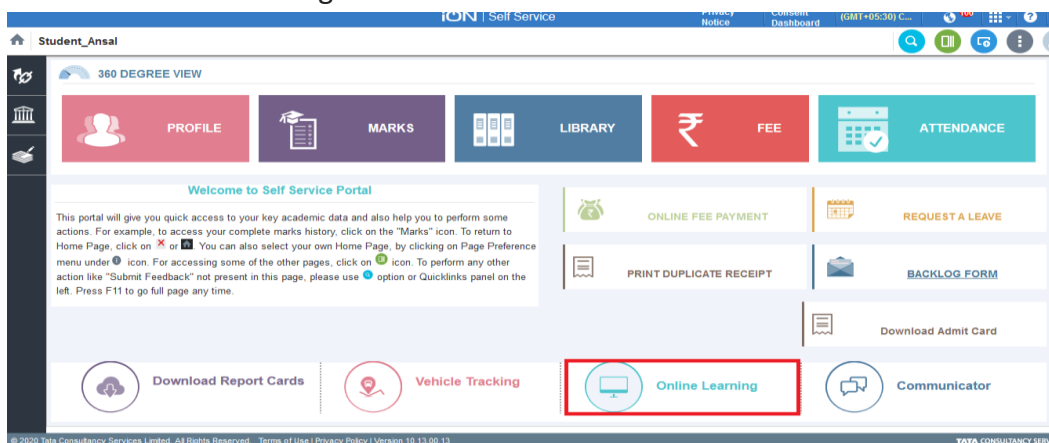
1. Log-in into the systems <https://www.tcsion.com> at least 15 minutes before the examination starts. Please follow the date-sheet for verifying the schedule of the exams.
2. Click on “Sign in” button.



3. Enter TCS login credentials and then click on “Login” Button



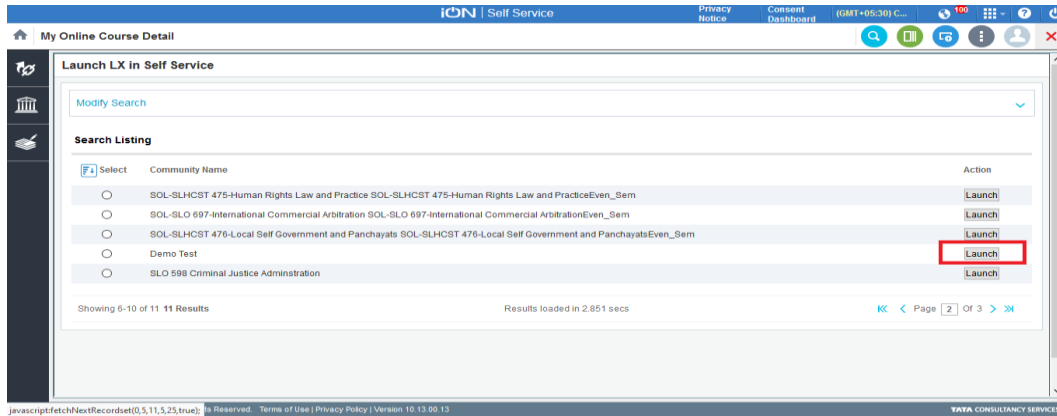
4. Click on “Online Learning” Tab



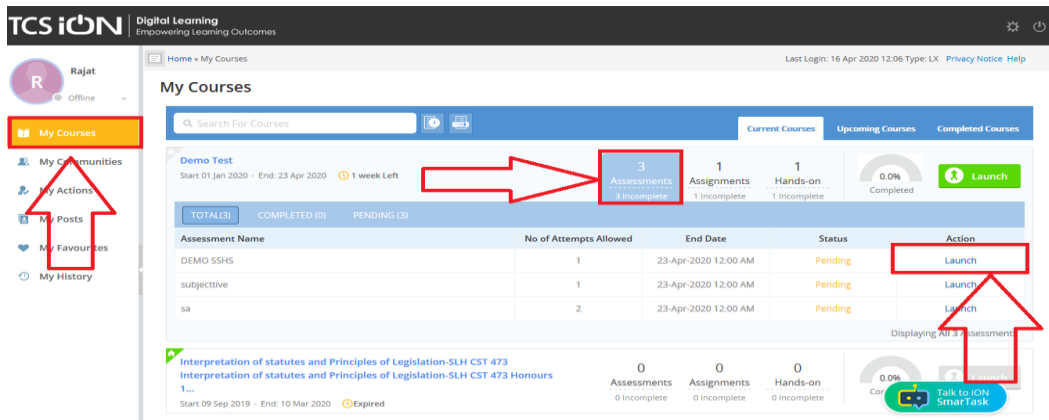
5. Click on “search” to view the enrolled courses exam



- Select the course name and click on “launch” button to view the course for which exam is scheduled



- Click on “My Courses” then select the assessment and click on “Launch” button to start the exam



- Read the instructions carefully

